

# 2019-2020



**ST. PETER LUTHERAN  
CHURCH & SCHOOL**

## SCHOOL REPORT CARD

### CONTENTS

<i>Letter from Principal</i>	2
<i>Statistics</i>	2
<i>Philosophy</i>	3
<i>Survey Results</i>	4
<i>Math Test Scores</i>	5
<i>Reading Test Scores</i>	5
<i>Language Test Scores</i>	6
<i>Science Test Scores</i>	6
<i>Social Studies Test Scores</i>	7
<i>Average Class Size</i>	8
<i>Racial Ethnic Background</i>	8
<i>Low Income Students</i>	8

202 E. SCHAUMBURG ROAD  
SCHAUMBURG, ILLINOIS 60194  
(847) 885-3350

The Better Schools Accountability Law of 1985 requires public school districts to report on the performance of their schools and students through school report cards. As a non-public school, St. Peter Lutheran School is not required to publish a School Report Card. The information contained in our School Report Card is to provide our parents with some basic information about our school, faculty and students.

St. Peter has utilized the Northwest Evaluation Association's Measures of Academic Performance (MAP) testing since the 2007-2008 school year in the curricular areas of Math, Reading, and Language Usage. The comparison charts in this report use the national norm of more than 2.3 million students.

**Visit us on the  
Web!  
[Stpeterlcms.org](http://Stpeterlcms.org)**

St. Peter Lutheran School  
Pre-School through Eighth Grade  
Accredited by National Lutheran  
Schools Accreditation  
Recognized by the State of Illinois



## FROM THE DESK OF STEVE ZIELKE, PRINCIPAL

This information is intended to give our parents some basic information about our school, faculty, and students.

Schools utilize a variety of tools to measure student learning and gauge general academic effectiveness. One important measurement tool is achievement testing. St. Peter has administered the Northwest Evaluation Association's Measure of Academic Performance Testing (MAP) since the 2007-2008 school year.

MAP testing at our school includes all students in grades first through eighth. Students are tested three times a year in the core areas of Math, Reading and Language Usage. One of the benefits of this testing is that student and class results are readily available with usable data by the school immediately. This was not true utilizing traditional achievement testing where we would have to wait a month or more for results. MAP Testing enables our faculty to monitor individual student growth throughout a student's time at St. Peter and allows the student and teacher opportunities to set goals toward successful achievement.

National accreditation teams visiting our school have remarked positively about the climate, culture and academic success of our students. There is a genuine excitement for learning within our building. During a recent site visit observation, it was noted that, "The school speaks out for the Christian faith to the students and community very effectively."

We are excited about learning at St. Peter and are pleased to share how well our students are engaged in the learning process. Feel free to come to us and ask any questions you may have.

In His Service,  
Steve Zielke  
Principal

---

## ST. PETER STATISTICS

- ◆ Church and school established in 1847
- ◆ Accredited by National Lutheran Schools Assoc.
- ◆ Recognized by the State of Illinois
- ◆ All teachers certified by State of Illinois
- ◆ 23% of teachers have Master's Degree
- ◆ 250 Students
- ◆ Pre-School through Eighth grade
- ◆ Middle School Departmentalized
- ◆ Spanish taught K—8th Grade
- ◆ Differentiated Math Classes; Guided Reading
- ◆ Before and after school Kid Care program
- ◆ Summer Daze child care program
- ◆ Bus service provided within District 54
- ◆ Various after school activities
  - ◆ choirs, sports, band, geography club, chess, violin, soccer, foreign language etc.
- ◆ P.S. / Kdg. Stay and Play Program—P.M.

## PHILOSOPHY OF ST. PETER LUTHERAN SCHOOL

St. Peter Lutheran School exists as an arm of St. Peter Lutheran Church. We believe in God the Father, Son and Holy Spirit and are committed to carrying out the Great Commission of our Lord Jesus Christ to make disciples of all people. We believe that we are saved by God's grace through faith in Jesus, our Savior. We believe we are part of the body of Christ, with Christ as our head.

St. Peter Lutheran School was established to assist parents and the Church in carrying out God's command to make people "wise unto salvation through faith in Jesus Christ" and to bring up children "in the nurture and admonition of the Lord." We trust in God's promise found in Proverbs 22:6, "train up a child in the way he should go and when he is old he will not depart from it." This Christian training is drawn from the Scriptures as demonstrated in the Lutheran Confessions.

St. Peter Lutheran School views each child as a unique creation of God and encourages the child to see him/herself as a part of God's plan. All who are associated with St. Peter Lutheran School feel a strong responsibility for promoting our children's spiritual, academic, physical, and social growth and development.

St. Peter Lutheran School will help the student master, to the extent of their abilities, the basic academic skills and knowledge. We provide opportunities for children to develop their God given talents to their greatest potential. Building on a solid academic core, children are provided with activities and experiences to stimulate curiosity and motivate life long learning. All this is done in a Christian climate of care and acceptance.

Just as God views us as unique creations, children at St. Peter Lutheran School are encouraged to accept their uniqueness and to view others as equally unique. Socially, St. Peter Lutheran School provides opportunities to develop Christian values, healthy attitudes toward oneself, and positive relationships with other children and adults.

The dedicated Christian staff at St. Peter Lutheran School is commissioned by God to teach the Gospel. Through the example of the teachers in relationships among the staff and as the students personally are shown forgiveness, they are encouraged to forgive others as freely as God has forgiven them.

At St. Peter Lutheran School our children are encouraged to witness their faith, to live in fellowship with one another, to desire an active worship life, and to serve others following Christ's example. We pray our students will be able to meet the pressures and challenges in their future and be contributing Christian citizens in God's world.

## TIME DEVOTED TO TEACHING OF CORE SUBJECTS

Minutes Per Day

<b>Math</b>	<b>1st</b>	<b>2nd</b>	<b>3rd</b>	<b>4th</b>	<b>5th</b>	<b>6th</b>	<b>7th</b>	<b>8th</b>
<b>St. Peter</b>	40	50	30	50	60	40	40	40

Minutes Per Day (Including all Language Arts Classes)

<b>Language Arts</b>	<b>1st</b>	<b>2nd</b>	<b>3rd</b>	<b>4th</b>	<b>5th</b>	<b>6th</b>	<b>7th</b>	<b>8th</b>
<b>St. Peter</b>	147	120	143	120	87	82	82	82

Minutes Per Week

<b>Science</b>	<b>1st</b>	<b>2nd</b>	<b>3rd</b>	<b>4th</b>	<b>5th</b>	<b>6th</b>	<b>7th</b>	<b>8th</b>
<b>St. Peter</b>	60	90	150	90	150	205	205	205

Minutes Per Week

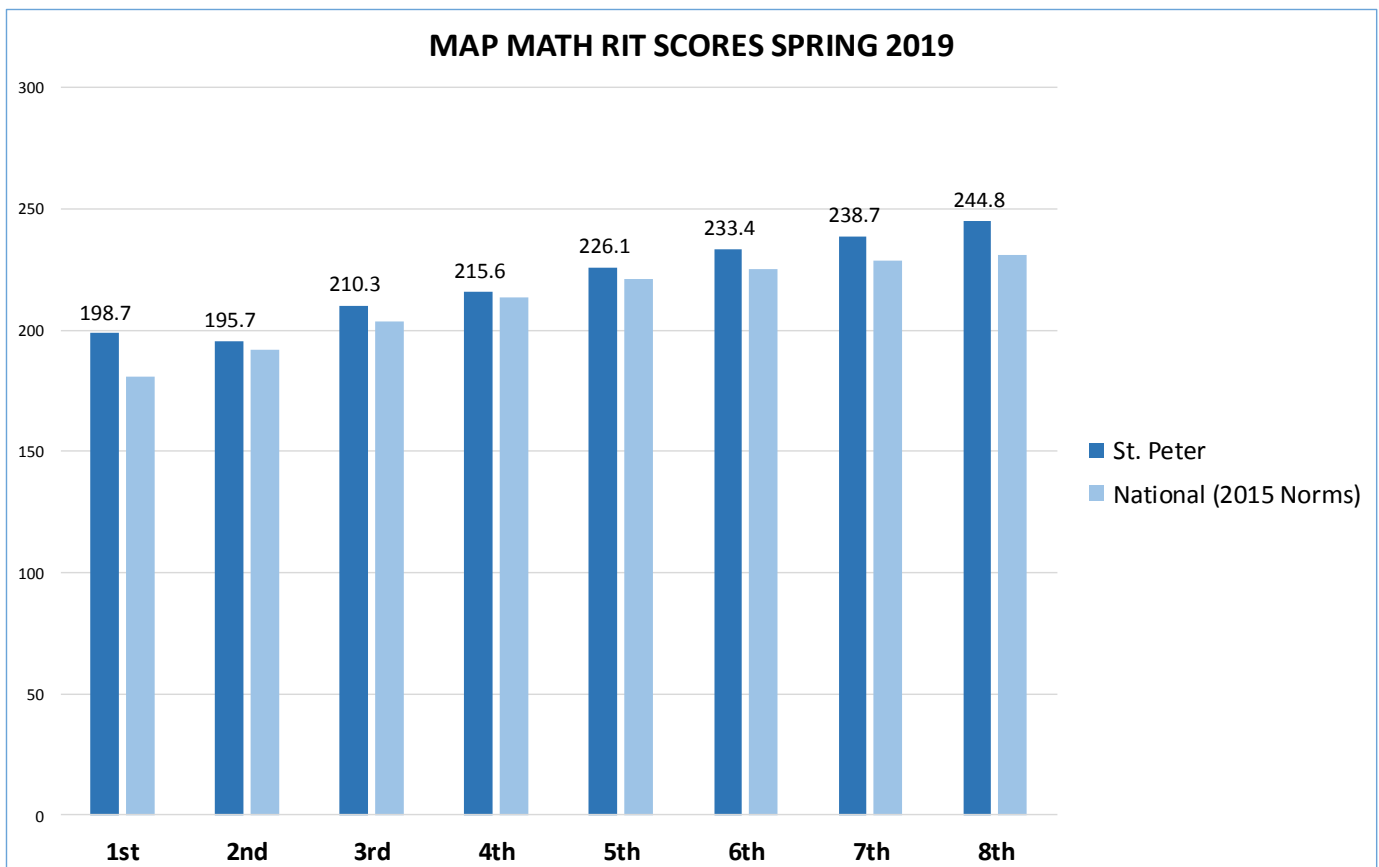
<b>Social Studies</b>	<b>1st</b>	<b>2nd</b>	<b>3rd</b>	<b>4th</b>	<b>5th</b>	<b>6th</b>	<b>7th</b>	<b>8th</b>
<b>St. Peter</b>	60	90	90	90	120	205	205	205

# NWEA MAP TESTING

## 2019 - 2020

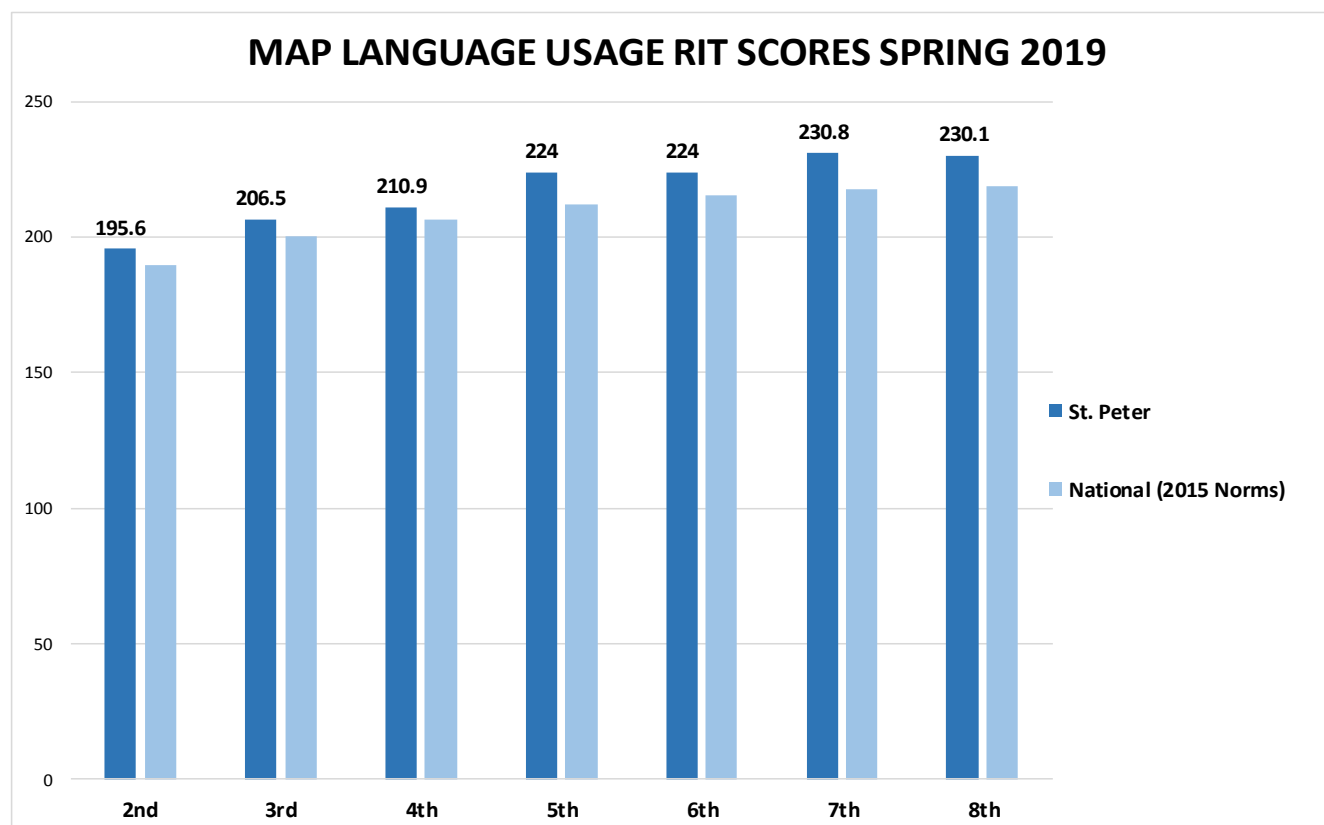
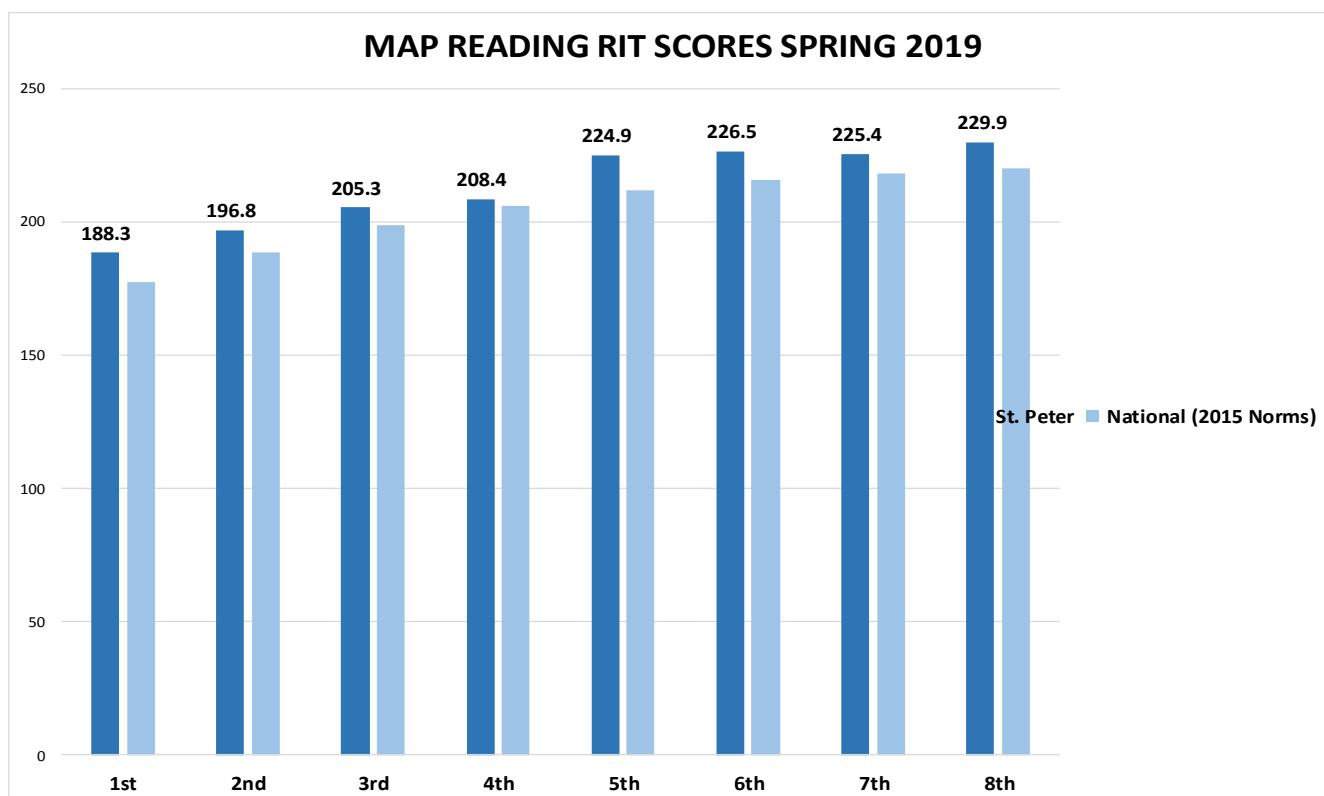
MAP testing is performed three times per year for students in grades one through eight. Parents receive information about their child's performance through written evaluation. The reports are used to determine areas of strength and need. They are also a source of information for instructional planning and a point of reference for the teacher. These test scores become a part of a child's permanent record. Furthermore, the information gives school administrators information they can use to evaluate the overall effectiveness of the educational program at St. Peter Lutheran School. Comparisons can be made to the national norm group of over 2 million students. MAP tests are just one of the many tools used at St. Peter Lutheran School to provide a quality education to its students.

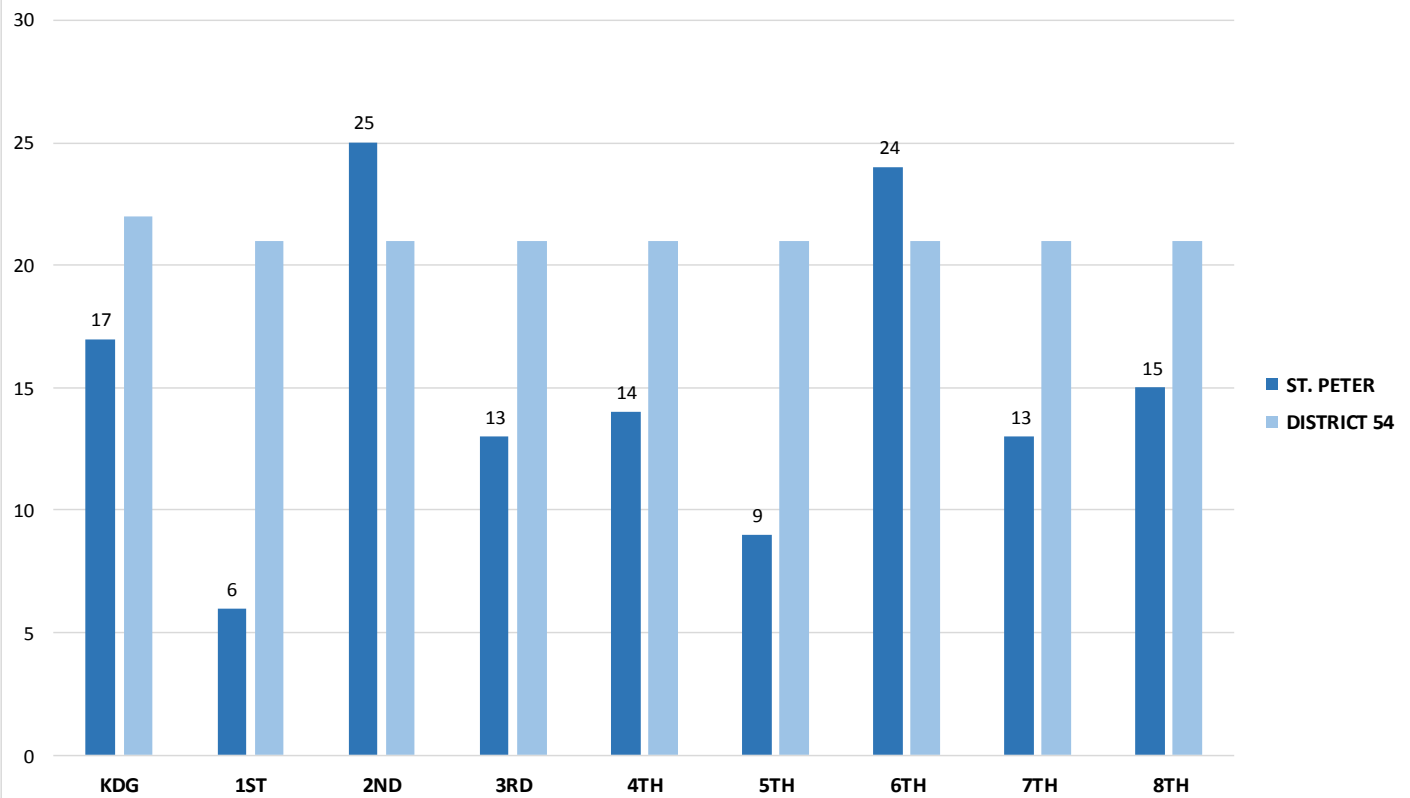
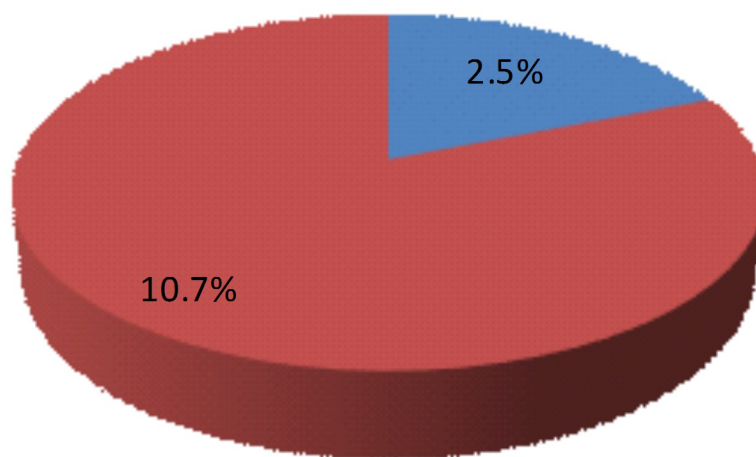
**RIT** — Tests developed by NWEA use a scale called RIT to measure student achievement and growth. RIT stands for Rasch Unit, which is a measurement scale developed to simplify the interpretation of test scores. The RIT score relates directly to the curriculum scale in each subject area. It is an equal-interval scale, like feet and inches, so scores can be added together to calculate accurate class or school averages. RIT scores range from about 100 to 300. Students typically start at the 140 to 190 level in the third grade and progress to the 240 to 300 level by high school. RIT scores make it possible to follow a student's educational growth from year to year. For more information regarding MAP Testing, please visit <http://www.nwea.org/>



# NWEA MAP TESTING

## 2019-2020



**AVERAGE CLASS SIZE****Percent of Low Income Families**

■ St. Peter ■ District 54

## Racial/Ethnic Background

